

April 04, 2019

TREEHOUSE HEMP
4472 Hilltop Roa, Unit A
Longmont, CO 80504

Order No. 505625
Sample No. 1024419

SAMPLE INFORMATION

Description CBD ISOLATE
Lot Number JD-027
Category (Type) Concentrate
Received April 02, 2019

ANALYTICAL RESULTS

Analysis Heavy Metal Screen Pass
Instrument ICP-MS
Method MF 24E020
Analysis Date April 02, 2019 to April 04, 2019

Analyte	LOD / LOQ (µg/g)	Findings (µg/g)	Limit (µg/g)	Status
Arsenic	0.02/0.05	ND	0.2	Pass
Cadmium	0.02/0.05	ND	0.2	Pass
Lead	0.02/0.05	ND	0.5	Pass
Mercury	0.02/0.05	ND	0.1	Pass

Reported by
Anresco, Inc.

ND = None Detected
<LOQ = Below Limit of Quantitation



Yelena Bindman
Senior Chemist

April 04, 2019



CBD ISOLATE

Batch ID: JD-027
Reported: 9-Mar-2019
Type: Concentrate
Test: Micro

MICROBIAL CONTAMINANTS

Test	Result	Unit
Total Aerobic Count	None Detected	CFU/g
Total Coliforms	None Detected	CFU/g
Total Yeast and Molds	None Detected	CFU/g
<i>E. coli</i>	None Detected	CFU/g
<i>Salmonella</i>	None Detected	CFU/g

* CFU/g = Colony Forming Unit per Gram

** Total Yeast and Molds values are recorded in scientific notation, a common microbial practice of expressing numbers that are too large to be conveniently written in decimal form.

Examples: 10² = 100 CFU
10³ = 1,000 CFU
10⁴ = 10,000 CFU
10⁵ = 100,000 CFU

NOTES:

Free from visual mold, mildew, and foreign matter.

FINAL APPROVAL

Robert Belfon Jr.
9-Mar-2019
4:47 PM

Mike Branvold
9-Mar-2019
7:26 PM

PREPARED BY / DATE

APPROVED BY / DATE

Testing results are based solely upon the sample submitted to Botanacor Laboratories, LLC, in the condition it was received. Botanacor Laboratories, LLC warrants that all analytical work is conducted professionally in accordance with all applicable standard laboratory practices using validated methods. Data was generated using an unbroken chain of comparison to NIST traceable Reference Standards and Certified Reference Materials. This report may not be reproduced, except in full, without the written approval of Botanacor Laboratories, LLC.

April 02, 2019

TREEHOUSE HEMP
4472 Hilltop Roa, Unit A
Longmont, CO 80504

Order No. 505560
Sample No. 1024199

SAMPLE INFORMATION

Description CBD Isolate
Lot Number JD-027
Category (Type) Concentrate
Received March 28, 2019

ANALYTICAL RESULTS

Analysis Pesticide Residue Screen Pass
Instrument Liquid Chromatography Tandem Mass Spectrometry (LC-MS/MS) & Gas Chromatography Tandem Mass Spectrometry (GC-MS/MS)
Method MF 21P030
Analysis Date March 28, 2019 to April 02, 2019

Analyte	LOD / LOQ (µg/g)	Findings (µg/g)	Limit (µg/g)	Status
Abamectin	0.04/0.10	ND	0.1	Pass
Acephate	0.04/0.10	ND	0.1	Pass
Acequinocyl	0.04/0.10	ND	0.1	Pass
Acetamiprid	0.04/0.10	ND	0.1	Pass
Aldicarb	0.04/0.10	ND	0.0	Pass
Azoxystrobin	0.04/0.10	ND	0.1	Pass
Bifenazate	0.04/0.10	ND	0.1	Pass
Bifenthrin	0.20/0.50	ND	3.0	Pass
Boscalid	0.04/0.10	ND	0.1	Pass
Captan	0.25/0.70	ND	0.7	Pass
Carbaryl	0.20/0.50	ND	0.5	Pass
Carbofuran	0.04/0.10	ND	0.0	Pass
Chlorantranilprole	0.04/0.10	ND	10.0	Pass
Chlordane	0.04/0.10	ND	0.0	Pass
Chlorfenapyr	0.04/0.10	ND	0.0	Pass
Chlorpyrifos	0.04/0.10	ND	0.0	Pass
Clofentezine	0.04/0.10	ND	0.1	Pass
Coumaphos	0.04/0.10	ND	0.0	Pass
Cyfluthrin	0.70/2.00	ND	2.0	Pass
Cypermethrin	0.35/1.00	ND	1.0	Pass
Daminozide	0.04/0.10	ND	0.0	Pass
DDVP (Dichlorvous)	0.04/0.10	ND	0.0	Pass
Diazinon	0.04/0.10	ND	0.1	Pass
Dimethoate	0.04/0.10	ND	0.0	Pass
Dimethomorph	0.04/0.10	ND	2.0	Pass
Ethoprop(hos)	0.04/0.10	ND	0.0	Pass
Etofenprox	0.04/0.10	ND	0.0	Pass
Etoxazole	0.04/0.10	ND	0.1	Pass
Fenhexamid	0.04/0.10	ND	0.1	Pass
Fenoxycarb	0.04/0.10	ND	0.0	Pass
Fenpyroximate	0.04/0.10	ND	0.1	Pass

If there are any questions with this report, please contact "iso@anresco.com".

page 1 of 2

Analyte	LOD / LOQ (µg/g)	Findings (µg/g)	Limit (µg/g)	Status
Fipronil	0.04/0.10	ND	0.0	Pass
Flonicamid	0.04/0.10	ND	0.1	Pass
Fludioxanil	0.04/0.10	ND	0.1	Pass
Hexythiazox	0.04/0.10	ND	0.1	Pass
Imazalil	0.04/0.10	ND	0.0	Pass
Imidacloprid	0.04/0.10	ND	5.0	Pass
Kresoxim Methyl	0.04/0.10	ND	0.1	Pass
Malathion	0.20/0.50	ND	0.5	Pass
Metalaxyl	0.04/0.10	ND	2.0	Pass
Methiocarb	0.04/0.10	ND	0.0	Pass
Methomyl	0.04/1.00	ND	1.0	Pass
Methyl parathion	0.04/0.10	ND	0.0	Pass
Mevinphos	0.04/0.10	ND	0.0	Pass
Myclobutanil	0.04/0.10	ND	0.1	Pass
Naled	0.50/1.50	ND	0.1	Pass
Oxamyl	0.20/0.50	ND	0.5	Pass
Paclobutrazol	0.04/0.10	ND	0.0	Pass
Pentachloronitrobenzene	0.04/0.10	ND	0.1	Pass
Permethrins	0.20/0.50	ND	0.5	Pass
Phosmet	0.04/0.10	ND	0.1	Pass
Piperonyl Butoxide	0.04/0.10	ND	3.0	Pass
Prallethrin	0.50/1.50	ND	0.1	Pass
Propiconazole	0.04/0.10	ND	0.1	Pass
Propoxur	0.04/0.10	ND	0.0	Pass
Pyrethrins	0.20/0.50	ND	0.5	Pass
Pyridaben	0.04/0.10	ND	0.1	Pass
Spinetoram	0.04/0.10	ND	0.1	Pass
Spinosad	0.04/0.10	ND	0.1	Pass
Spiromesifen	0.04/0.10	ND	0.1	Pass
Spirotetramat	0.04/0.10	ND	0.1	Pass
Spiroxamine	0.04/0.10	ND	0.0	Pass
Tebuconazole	0.04/0.10	ND	0.1	Pass
Thiacloprid	0.04/0.10	ND	0.0	Pass
Thiamethoxam	0.35/1.00	ND	5.0	Pass
Trifloxystrobin	0.04/0.10	ND	0.1	Pass

Reported by
Anresco, Inc.

ND = None Detected
<LOQ = Below Limit of Quantitation




Mark Rosasco
Analyst

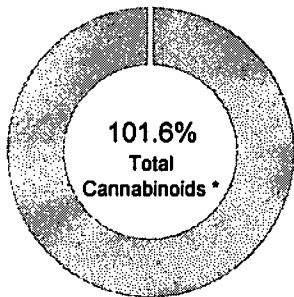
April 02, 2019

If there are any questions with this report, please contact "Iso@anresco.com".

page 2 of 2

CBD ISOLATE

Batch ID:	JD-027	Test ID:	1614240.018
Reported:	12-Mar-2019	Method:	TM01
Type:	Concentrate		
Test:	Potency		

CANNABINOID PROFILE


101.57%



0.00%	0.00%	0.00%	1015.7 mg/g	0.00%	0.00%
THCa	THC	CBDa	CBD	CBN	CBG
0 mg/g	0 mg/g	0 mg/g	1015.7 mg/g	0 mg/g	0 mg/g


▣ Total Potential THC 0% **
 ▣ Total Potential CBD 101.57% **

* Total Cannabinoids result reflects the absolute sum of all cannabinoids detected.
 ** Total Potential THC/CBD is calculated using the following formulas to take into account the loss of a carboxyl group during decarboxylation step.
 Total THC = THC + (THCa *(0.877)) and Total CBD = CBD + (CBDa *(0.877))
 % = % (w/w) = Percent (Weight of Analyte / Weight of Product)

NOTES:
 Free from visual mold, mildew, and foreign matter.

FINAL APPROVAL


Greg Zimpfer
 12-Mar-2019
 8:23 AM



David Green
 12-Mar-2019
 8:34 AM

PREPARED BY / DATE

APPROVED BY / DATE

Testing results are based solely upon the sample submitted to Botanacor Laboratories, LLC, in the condition it was received. Botanacor Laboratories, LLC warrants that all analytical work is conducted professionally in accordance with all applicable standard laboratory practices using validated methods. Data was generated using an unbroken chain of comparison to NIST traceable Reference Standards and Certified Reference Materials. This report may not be reproduced, except in full, without the written approval of Botanacor Laboratories, LLC. ISO/IEC 17025:2005 Accredited A2LA Certificate Number 4329.02



Certificate #4329.02

CBD Isolate


Batch ID:	JD-027	Test ID:	5383650.016
Reported:	11-Mar-2019	Method:	TM04
Type:	Concentrate		
Test:	Residual Solvents		

RESIDUAL SOLVENTS


Solvent	Reportable Range (ppm)	Result (ppm)
Propane	100 - 2000	0
Butanes (Isobutane, n-Butane)	100 - 2000	0
Pentane	100 - 2000	0
Ethanol	100 - 2000	0
Acetone	100 - 2000	0
Isopropyl Alcohol	100 - 2000	0
Hexane	6 - 120	0
Benzene	0.2 - 4	0.0
Heptanes	100 - 2000	376
Toluene	18 - 360	0
Xylenes (m,p,o-Xylenes)	43 - 860	0

NOTES:

Free from visual mold, mildew, and foreign matter.

FINAL APPROVAL


 Sam Smith
 11-Mar-2019
 5:39 AM



 David Green
 11-Mar-2019
 7:53 AM

PREPARED BY / DATE

APPROVED BY / DATE

Testing results are based solely upon the sample submitted to Botanacor Laboratories, LLC, in the condition it was received. Botanacor Laboratories, LLC warrants that all analytical work is conducted professionally in accordance with all applicable standard laboratory practices using validated methods. Data was generated using an unbroken chain of comparison to NIST traceable Reference Standards and Certified Reference Materials. This report may not be reproduced, except in full, without the written approval of Botanacor Laboratories, LLC. ISO/IEC 17025:2005 Accredited A2LA Certificate Number 4329.02



Certificate #4329.02